

Clean Technology Sector



Sep-10

Mkt Cap \$10b

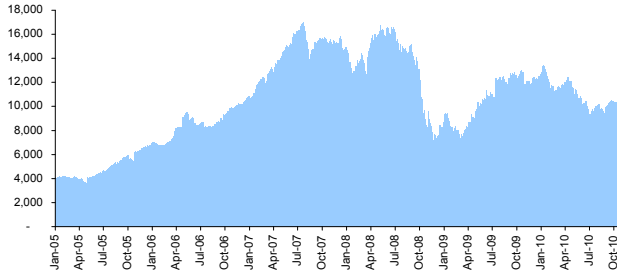
Number of companies 76

Overview

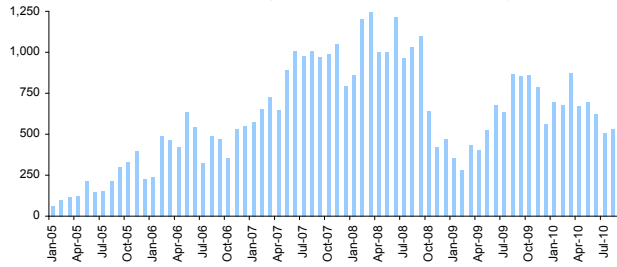
This sector fact sheet illustrates a number of ASX-listed companies that operate in the renewable energy, alternative fuels, waste & recycling, energy efficiency and carbon sectors, based on constituents of the Australian Clean Tech Index.

The Clean Technology Sector is a likely beneficiary of the expanded Renewable Energy Target (RET), proposed introduction of the Carbon Pollution Reduction Scheme (CPRS) and any post Kyoto agreement on climate change.

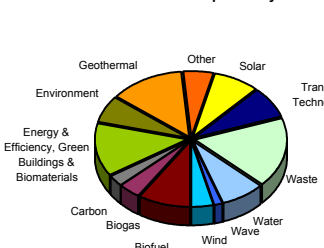
CleanTech Market Cap \$ mill



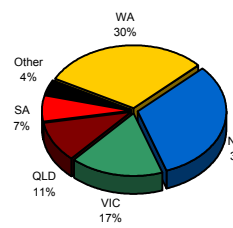
Value of Trading in CleanTech Companies - Monthly \$m



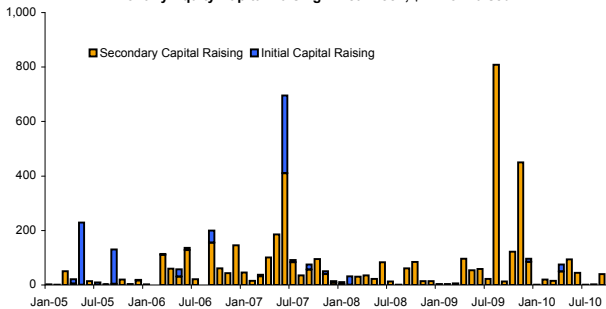
CleanTech Companies by Sector



% of Companies by Head Office - CleanTech



Monthly Equity Capital Raising - CleanTech, \$million raised



Top subsequent issuers CY10 (to date)

| ASX Code | Company Name | Capital Raised, \$m |
|----------|-----------------------------------|---------------------|
| TSI | Transfield Services Infrastructur | \$114.2 |
| GXY | Galaxy Resources | \$34.1 |
| CFU | Ceramic Fuel Cells | \$28.8 |
| CBD | Cbd Energy | \$16.2 |
| DYE | Dyesol | \$12.0 |
| MBT | Mission Newenergy | \$9.1 |
| SGM | Sims Metal Management | \$6.5 |
| CRG | Crane Group | \$5.0 |
| CNN | Cardia Bioplastics | \$4.3 |

Constituents^

| ASX Code | Company Name | Market Cap | Sector |
|----------|---|------------|---|
| SGM | Sims Metal Management Ltd | \$3,598 m | Waste |
| TPI | Transpacific Industries | \$1,129 m | Waste |
| SLX | Sylex Systems | \$757 m | Solar |
| CRG | Crane Group | \$641 m | Water |
| IFN | Infgen Energy | \$559 m | Wind |
| ENE | Energy Developments | \$410 m | Biogas |
| TSI | Transfield Services Infrastructure Fund | \$291 m | Wind |
| GXY | Galaxy Resources | \$274 m | Energy & Efficiency, Green Buildings & Biomaterials |
| TOX | Tox Free Solutions | \$217 m | Waste |
| CFU | Ceramic Fuel Cells | \$215 m | Transport Technologies |
| ORE | Orocobre | \$187 m | Energy & Efficiency, Green Buildings & Biomaterials |
| NAN | Nanosonics | \$181 m | Energy & Efficiency, Green Buildings & Biomaterials |
| GDY | Geodynamics | \$155 m | Geothermal |
| COF | Coffey Environments | \$142 m | Environment |
| DYE | Dyesol | \$121 m | Solar |
| QTM | Quantum Energy | \$94 m | Solar |
| CMV | CMA Corp | \$84 m | Waste |
| NOE | Novarise Renewable Resources Ltd | \$80 m | Waste |
| VMT | Vmoto | \$67 m | Transport Technologies |
| CBD | CBD Energy | \$58 m | Transport Technologies |
| GAP | Gale Pacific | \$56 m | Energy & Efficiency, Green Buildings & Biomaterials |
| COZ | CO2 Group | \$56 m | Carbon |
| PEA | Pacific Energy | \$54 m | Biogas |
| MBT | Mission NewEnergy | \$53 m | Biofuel |
| PPG | Pro-Pac Packaging | \$51 m | Energy & Efficiency, Green Buildings & Biomaterials |
| CWE | Carnegie Wave Energy | \$51 m | Wave |
| WFL | Willmott Forests | \$44 m | Biogas |
| BLG | Bluglass | \$43 m | Energy & Efficiency, Green Buildings & Biomaterials |
| STP | Stericorp | \$41 m | Waste |
| DMX | Dolomatrix | \$31 m | Waste |
| AEI | Aeris Tech | \$29 m | Environment |
| SOO | Solco | \$27 m | Solar |
| GCG | Greencap Ltd | \$25 m | Environment |
| WAS | Wasabi Energy | \$24 m | Geothermal |
| AEF | Australian Ethical Investment | \$23 m | Other |
| ANQ | AnaeCo | \$22 m | Waste |
| PPY | Papyrus Australia | \$22 m | Waste |
| AES | Advanced Energy Systems | \$18 m | Solar |
| PTR | Petratherm | \$16 m | Geothermal |
| PHK | Phoslock Water Solutions | \$16 m | Water |
| HMC | Hydromet | \$15 m | Water |
| OEC | Orbital Corp | \$15 m | Transport Technologies |
| CNN | Cardia Bioplastics | \$14 m | Energy & Efficiency, Green Buildings & Biomaterials |
| PAX | Panax Geotherm | \$14 m | Geothermal |
| ERJ | Enjeri Ltd | \$12 m | Energy & Efficiency, Green Buildings & Biomaterials |
| CLQ | CleanTeQ | \$11 m | Water |
| EVM | EnviroMission | \$10 m | Solar |
| PEH | Pacific Environment | \$10 m | Environment |
| EDE | Eden Energy | \$10 m | Transport Technologies |
| EGL | Environmental Group | \$10 m | Environment |
| ECQ | Eco Quest Ltd (SeNevens Int) | \$9 m | Energy & Efficiency, Green Buildings & Biomaterials |
| MDV | Medivac Ltd | \$9 m | Waste |
| ARW | Australian Renewable Fuels | \$8 m | Biofuel |
| ACE | Advanced Engine Components | \$8 m | Transport Technologies |
| HLR | Hot Rock Ltd | \$8 m | Geothermal |
| GER | Greeneath Energy | \$7 m | Geothermal |
| GHT | Geothermal Resources | \$6 m | Geothermal |
| GRK | Green Rock | \$6 m | Geothermal |
| TEY | Torrens Energy | \$6 m | Geothermal |
| BPO | BioProspect | \$6 m | Other |
| TTI | Traffic Technologies | \$6 m | Energy & Efficiency, Green Buildings & Biomaterials |
| CCF | Carbon Conscious | \$5 m | Carbon |
| SWW | Solverdi WordWide Limited | \$5 m | Biofuel |
| AAE | Agri Energy | \$5 m | Biofuel |
| KEN | KUTH Energy | \$4 m | Geothermal |
| RCM | Reclaim Ind | \$4 m | Waste |
| SOI | Soil Sub Technologies | \$3 m | Other |
| VIR | Viridis Clean Energy Group | \$3 m | Wind |
| EMM | Electrometals | \$3 m | Waste |
| HTI | Hydrotech Int | \$3 m | Water |
| JAT | Jatoil | \$3 m | Biofuel |
| GNV | Green Invest | \$3 m | Other |
| ISK | Island Sky | \$3 m | Water |
| SBI | Sterling Biofuels | \$2 m | Biofuel |
| INL | Intec Ltd | \$1 m | Waste |
| GEN | Genesis R&D | \$1 m | Biofuel |

Upcoming Floats

| ASX Code | Company Name | Capital to be raised, \$m |
|----------|-------------------|---------------------------|
| AEB | Algae.Tec Limited | \$7.5 |

Recent IPOs

| ASX Code | Company Name | Capital listed, | Lead Manager |
|----------|----------------------------------|-----------------|----------------------------|
| NOE | Novarise Renewable Resources Ltd | \$99.8 | Daiwa |
| GNV | Green Invest | \$30.6 | Novus Capital |
| CLQ | Clean Teq | \$28.3 | ABN Amro Morgans Corporate |
| JAT | Jatoil | \$15.6 | n/a |
| ANQ | AnaeCo | \$14.5 | Martin Place Securities |
| GER | Greeneath Energy | \$12.8 | Tolhurst |
| AIR | Astivita Renewables | \$11.6 | ANKLA Pty Ltd |
| PEH | Pacific Environment | \$10.5 | n/a |
| ISK | Island Sky Australia | \$10.2 | Taylor Collison Limited |
| CCF | Carbon Conscious | \$7.9 | n/a |

^The CleanTech list is based on the ACT Index constituents. Ranked by market capitalisation. May exclude companies with suspended securities or subject to poor liquidity where mkt cap cannot be determined.

Disclaimer: Independent advice from an Australian financial services licensee is needed before making financial decisions. This is not intended to be financial product advice. ASX Limited ABN 98 008 624 691 and its related bodies corporate and their respective directors, employees, agents, servants and boards accept no responsibility for any person acting on or relying on any opinion, advice or information and, to the extent permitted by law, disclaim all liability for any loss howsoever caused (including by reason of negligence) and for any errors, omissions, defects or misstatements (whether negligent or otherwise) contained in this publication. © Copyright 2010 ASX Limited ABN 98 008 624 691. All rights reserved 2010.